

# EZ-TRAX™ CONVEYORS



- Sliderbeds
- Hinge Steelbelt
- Combination Belt
- Complete MRF Systems
- Apron & N-Pan Belt
- Trough

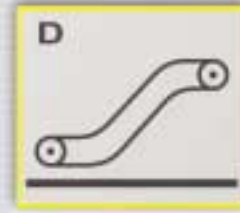
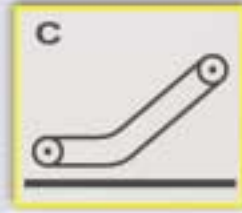
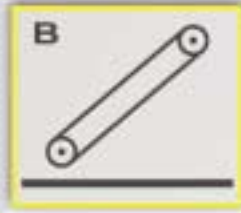
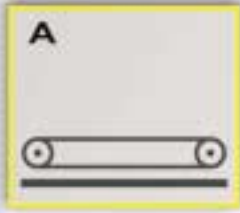


**Your Single Source for Conveyors & Balers!**

# NEXGEN CONVEYING SYSTEMS

**NEXGEN®** offers custom engineered conveying systems to handle a wide variety of bulky materials and scrap handling applications. These range from light duty slider beds to heavy-duty steel belt conveyors and complete turn-key MRF systems.

## CONFIGURATIONS



## COMBINATION BELT



**Combination Belt Conveyors** are heavy-duty conveyors that feature a chain drive system incorporated with a rubber belt for medium to high volume applications ranging from 5 to 30 tons/hour.




Available Pitch	4"	6"	9"
Belt Widths	36-48"	36-72"	48-84"

Inclines.....30° & 35°  
 Cleats.....Variable  
 Configurations .....A, B, C, D  
 Nose Overs .....Horizontal or 10° / 15° down  
 Applications .....Above & Below Ground

## SLIDERBEDS

**Sliderbed Conveyors** are friction driven conveyors with a belt supporting bed for low to medium volume bulk material handling applications (2 to 15 tons/hour). These conveyors can be used for baler and compactor feeds, sorting lines, and components of a MRF system.



Belt Weights (Lbs) .....160, 220, 330  
 Belt Widths (Inches).....24-72"  
 Inclines .....up to 35°  
 Cleats .....Variable  
 Configurations .....A, B  
 Position.....Above and Below Ground

Visit us on-line at: [www.NEXGENconveyors.com](http://www.NEXGENconveyors.com)



## HINGE STEELBELT

**Hinged Steelbelt Conveyors** are medium to heavy-duty applications such as pre-crusher or compactor feeds, paper, solid waste, large scrap baler feeds, mixed waste lines and white goods. Each joint has a tapered roller and chain that rides on a track driven by 5 to 25 HP motors.

Available Pitch	4"	6"	9"
Belt Widths	36-48"	36-72"	48-84"

Inclines.....30° & 35°  
 Cleats.....Variable  
 Configurations.....A, B, C, D  
 Nose Overs...Horizontal or 10° / 15° down  
 Position.....Above & Below Ground



## APRON & N-PAN BELT



**Apron & N-Pan Belt Conveyors** are for the most demanding, high impact heavy-duty operations such as transfer stations, scrap, MSW and C&D lines, mixed waste lines and abrasive materials (20 to 50 tons/hour). Features include: Apron pan or N-pan, 6" and 9" pitch, 7.5 to 25 HP motors, tapered roller bearings, pit covers and variable speed controls.

Available Pitch	6"	9"
Belt Widths	36-72"	48-84"

Inclines.....30° & 35°  
 Configurations .....A, B, C, D  
 Nose Overs .....10° / 15°  
 Position .....Above & Below Ground



## TROUGH

**Trough Conveyors** are designed to convey material at a higher speed. The rubber belt rides on angled rollers or idlers that form a trough. They can be used for light to medium duty baler, compactor and shredder feed systems.

Belt Weights (lbs.) .....220, 230	Troughs .....20° & 30°
Belt Widths (Inches) .....24", 30", 36", 42", 48", and 60"	Configurations .....A, B
	Speed .....Variable

# COMPLETE MRF SYSTEMS



- Sorting Lines
- Platforms
- Bins
- Feed Conveyors
- Balers
- Custom Engineering

Also,

Screens, Eddie  
Currents and  
Magnetic  
Separators



Visit us on-line at:

[www.NEXGENconveyors.com](http://www.NEXGENconveyors.com)

Authorized Distributor:



P.O. Box 1798  
Vernon, AL 35592-1798 USA  
(205) 695-9105 • fax (205) 695-7250  
**1-800-633-8974**

Pictures in this literature are illustrative only. Specifications are subject to change without notice in order to accommodate improvements to the equipment. Certified in compliance with ANSI Regulations and all OSHA standards. Products must be used with safe practice and in accordance with said regulations and standards.